

UP-OPzV CELLS SERIES

6 OPzV 420



Specification	
Float Voltage	Standby use 2.23 V/cell
Boost Recharge	Maximum voltage of 2.35 - 2.40 V/cell with a maximum current of 0.25 C10 (A)
Dimension	Length 145 mm (5,71 inches)
	Width 206 mm (8,11 inches)
	Height 471 mm (18,54 inches)
Weight	35,3 kg
Self Discharge	Approx. 2% per month at 20°C
Tubular Positive Plates	Special grid construction, pressure cast from antimony free alloy, with highly porous gauntlets that retain the active material
Pasted Negative Plates	Service lives consistent with the positive plates
Electrolyte	Gel structure
Separators	Extremely high porosity and low internal resistance
Containers and Lids	Made of plastic (ABS) material. Also available in ABS flame retardant material as an option (according to IEC 707 FV0)
Installation	Cells are normally installed in an upright position on steel stands
One Way Relief Valve	Opens at low pressure and is fitted with a flame arrestor device
Terminals	Female treated terminal (M10) perfect contact and low resistance with flexible cable connectors
Post Seals	Prevents electrolyte leakage and terminal corrosion
Connectors	Flexible, fully insulated cable connectors screwed (with 20±1 Nm) to the terminal with an insulated screw having a probe hole on the top for electrical measurement

Constant Current Discharge (Amperes) at 20°C (68°F)

F.V/Time	15min	30min	1h	2h	3h	4h	5h	6h	8h	10h	20h
1.90VPC	173	158	127	95	76	64	55	49	40	34	20
1.85VPC	245	209	164	118	92	76	65	57	47	39	23
1.80VPC	307	255	197	135	100	82	72	63	51	43	24
1.75VPC	359	291	208	142	105	87	74	64	52	43	24
1.70VPC	410	323	213	148	110	88	75	65	52	43	25
1.65VPC	456	348	235	151	112	89	75	65	52	44	25


Constant Power Discharge (Watts) at 20°C (68°F)

F.V/Time	15min	30min	1h	2h	3h	4h	5h	6h	8h	10h	20h
1.90VPC	329	301	244	182	148	125	108	95	78	67	40
1.85VPC	457	391	307	223	175	146	126	111	90	76	44
1.80VPC	560	466	363	251	188	155	137	120	98	82	47
1.75VPC	640	525	379	262	196	163	139	121	98	82	48
1.70VPC	712	575	385	272	203	165	140	122	99	82	47
1.65VPC	782	613	419	274	204	165	140	122	98	82	46

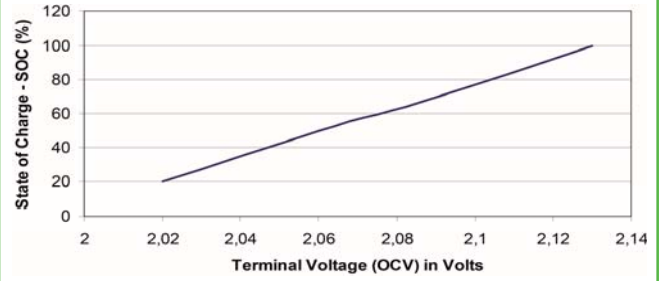
UP-OPzV CELLS SERIES

6 OPzV 420

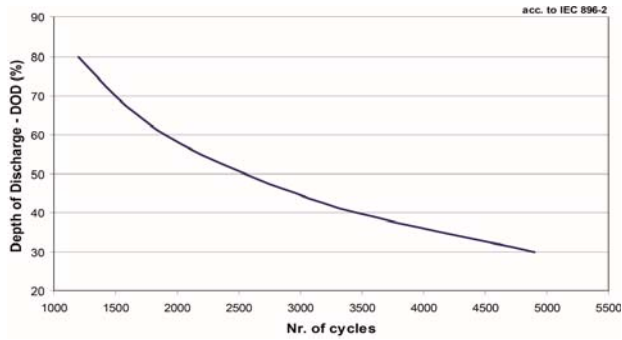
Layout



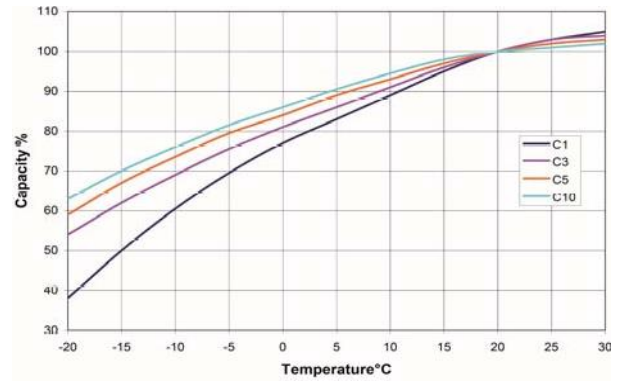
Terminal Voltage vs. SOC



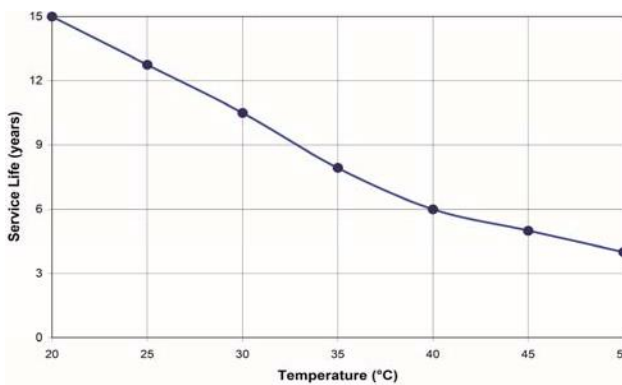
No. of cycles vs. DOD



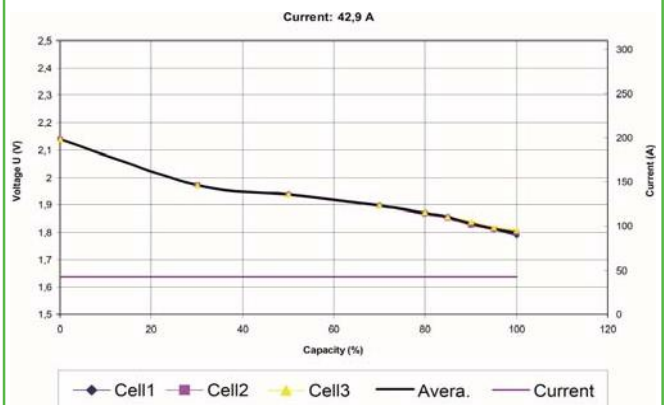
Capacity = f(T)



Service Life vs Temperature



Capacity test C10



ETL SEMKO

