# UP-OPzV CELLS SERIES

## *7 OPzV 490*

| Specification | | |
|---|---|---|
| Float Voltage | Standby use 2.23 V/cell | |
| Boost Recharge | Maximum voltage of 2.35 - 2.40 V/cell with a maximum current of 0.25 C10 (A) | |
| Dimension | Length | 166 mm (8,11 inches) |
| | Width | 206 mm (8,11 inches) |
| | Height | 471 mm (18,54 inches) |
| Weight | 40,8 kg | |
| Self Discharge | Approx. 2% per month at 20°C | |
| Tubular Positive Plates | Special grid construction, pressure cast from antimony free alloy, with highly porous gauntlets that retain the active material | |
| Pasted Negative Plates | Service lives consistent with the positive plates | |
| Electrolyte | Gel structure | |
| Separators | Extremely high porosity and low internal resistance | |
| Containers and Lids | Made of plastic (ABS) material. Also available in ABS flame retardant material as an option (according to IEC 707 FV0) | |
| Installation | Cells are normally installed in an upright position on steel stands | |
| One Way Relief Valve | Opens at low pressure and is fitted with a flame arrestor device | |
| Terminals | Female treated terminal (M10) perfect contact and low resistance with flexible cable connectors | |
| Post Seals | Prevents electrolyte leakage and terminal corrosion | |
| Connectors | Flexible, fully insulated cable connectors screwed (with 20±1 Nm) to the terminal with an insulated screw having a probe hole on the top for electrical measurement | |

**Constant Current Discharge (Amperes) at 20ºC (68ºF)**

| F.V/Time | 15min | 30min | 1h | 2h | 3h | 4h | 5h | 6h | 8h | 10h | 20h |
|---|---|---|---|---|---|---|---|---|---|---|---|
| **1.90VPC** | 181 | 168 | 142 | 110 | 89 | 75 | 65 | 57 | 47 | 40 | 23 |
| **1.85VPC** | 259 | 228 | 186 | 137 | 107 | 89 | 76 | 67 | 54 | 46 | 26 |
| **1.80VPC** | 329 | 281 | 221 | 158 | 116 | 96 | 84 | 73 | 60 | 50 | 28 |
| **1.75VPC** | 388 | 321 | 243 | 166 | 123 | 101 | 86 | 75 | 60 | 50 | 28 |
| **1.70VPC** | 444 | 360 | 249 | 172 | 129 | 103 | 87 | 76 | 61 | 51 | 29 |
| **1.65VPC** | 496 | 391 | 274 | 176 | 131 | 104 | 88 | 76 | 61 | 51 | 29 |

**Constant Power Discharge (Watts) at 20ºC (68ºF)**

| F.V/Time | 15min | 30min | 1h | 2h | 3h | 4h | 5h | 6h | 8h | 10h | 20h |
|---|---|---|---|---|---|---|---|---|---|---|---|
| **1.90VPC** | 344 | 321 | 272 | 212 | 172 | 145 | 126 | 111 | 91 | 78 | 46 |
| **1.85VPC** | 483 | 427 | 348 | 259 | 204 | 170 | 147 | 129 | 105 | 89 | 52 |
| **1.80VPC** | 600 | 513 | 407 | 294 | 218 | 181 | 159 | 140 | 114 | 96 | 55 |
| **1.75VPC** | 691 | 579 | 443 | 306 | 229 | 189 | 162 | 141 | 115 | 96 | 55 |
| **1.70VPC** | 771 | 641 | 449 | 316 | 238 | 192 | 164 | 142 | 115 | 96 | 54 |
| **1.65VPC** | 851 | 689 | 489 | 320 | 239 | 192 | 163 | 142 | 114 | 96 | 54 |

# 7 OPzV 490

## Layout




## Terminal Voltage vs. SOC

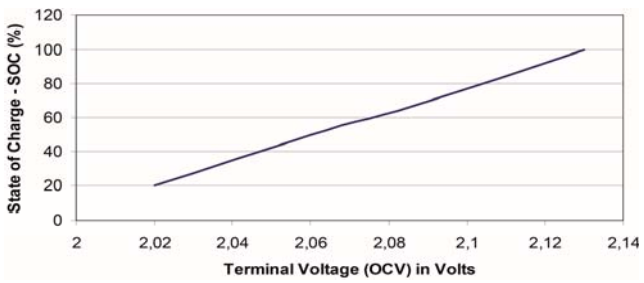


## No. of cycles vs. DOD

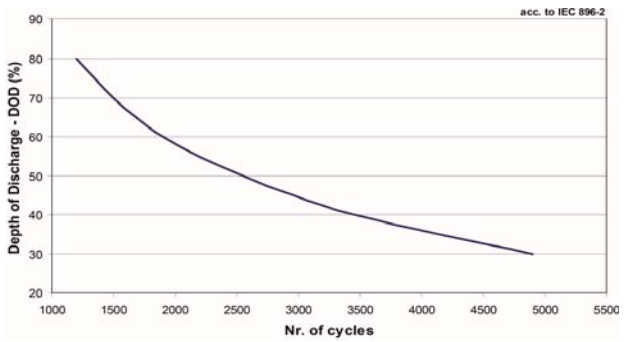


## Capacity = f(T)

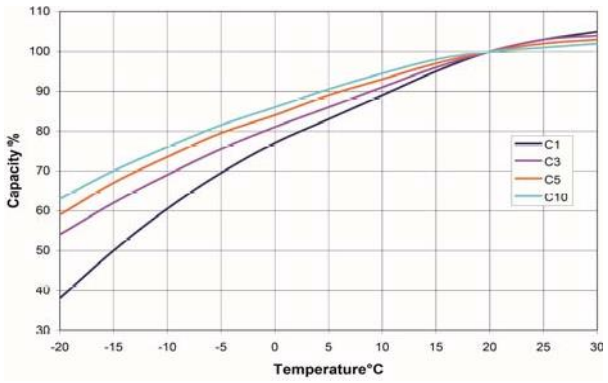


## Service Life vs Temperature

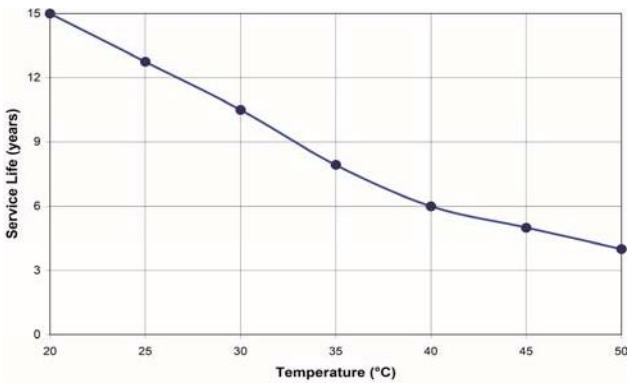


## Capacity test C10

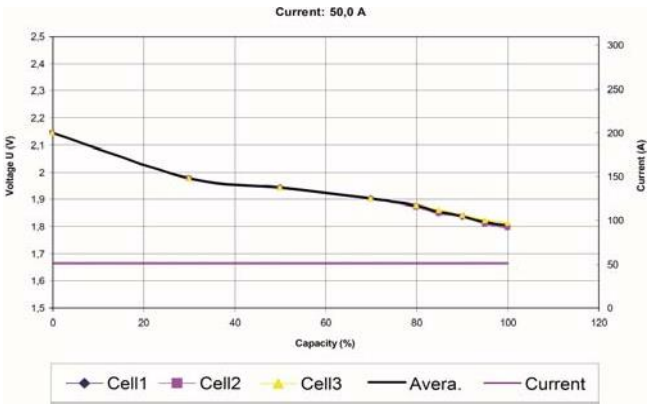


MH26866

EMC tested

Intertek ETL SEMKO

VdS